

INVESTOR PRESENTATION FOURTH QUARTER 2014





SAFE HARBOR DISCLOSURE

This slide presentation is for information purposes only. It should be read in conjunction with our financial supplement posted on our website on the Investor Relations page and with other documents filed or to be filed shortly by Aspen Insurance Holdings Limited (the "Company" or "Aspen") with the U.S. Securities and Exchange Commission.

Non-GAAP Financial Measures: In presenting Aspen's results, management has included and discussed certain "non-GAAP financial measures" as such term is defined in Regulation G. Management believes that these non-GAAP financial measures, which may be defined differently by other companies, better explain Aspen's results of operations in a manner that allows for a more complete understanding of the underlying trends in Aspen's business. However, these measures should not be viewed as a substitute for those determined in accordance with GAAP. The reconciliation of such non-GAAP financial measures to their respective most directly comparable GAAP financial measures in accordance with Regulation G is included herein or in the financial supplement, as applicable, which can be obtained from the Investor Relations section of Aspen's website at www.aspen.co.

Application of the Safe Harbor of the Private Securities Litigation Reform Act of 1995: This presentation contains written or oral "forward-looking statements" within the meaning of the U.S. federal securities laws. These statements are made pursuant to the safe harbor provisions of the Private Securities Litigation Reform Act of 1995. Forward-looking statements include all statements that do not relate solely to historical or current facts, and can be identified by the use of words such as "expect," "assume," "objective," "intend," "plan," "believe," "do not believe," "aim," "project," "anticipate," "seek," "will," "likely," "estimate," "may," "continue," "guidance," "outlook," "trends," "future," "could," "would," "should," "target," and similar expressions of a future or forward-looking nature. All forward-looking statements address matters that involve risks and uncertainties. Accordingly, there are or will be important factors that could cause actual results to differ materially from those indicated in these statements. Aspen believes these factors include, but are not limited to: our ability to successfully implement steps to further optimize the business portfolio, ensure capital efficiency and enhance investment returns; the possibility of greater frequency or severity of claims and loss activity, including as a result of natural or man-made (including economic and political risks) catastrophic or material loss events, than our underwriting, reserving, reinsurance purchasing or investment practices have anticipated; the assumptions and uncertainties underlying reserve levels that may be impacted by future payments for settlements of claims and expenses or by other factors causing adverse or favorable development; the reliability of, and changes in assumptions to, natural and man-made catastrophe pricing, accumulation and estimated loss models; decreased demand for our insurance or reinsurance products and cyclical changes in the insurance and reinsurance industry; the models we use to assess our exposure to losses from future natural catastrophes contain inherent uncertainties and our actual losses may differ significantly from expectations; our capital models may provide materially different indications than actual results; increased competition from existing insurers and reinsurers and from alternative capital providers and insurance linked funds and collateralized special purpose insurers on the basis of pricing, capacity, coverage terms, new capital, binding authorities to brokers or other factors and the related demand and supply dynamics as contracts come up for renewal; our ability to execute our business plan to enter new markets, introduce new products and develop new distribution channels, including their integration into our existing operations; our acquisition strategy; the recent consolidation in the (re)insurance industry; loss of one or more of our senior underwriters or key personnel; changes in our ability to exercise capital management initiatives (including our share repurchase program) or to arrange banking facilities as a result of prevailing market conditions or changes in our financial position; changes in the availability, cost or quality of reinsurance or retrocessional coverage; changes in general economic conditions, including inflation, deflation, foreign currency exchange rates, interest rates and other factors that could affect our financial results; the risk of a material decline in the value or liquidity of all or parts of our investment portfolio; the risks associated with the management of capital on behalf of investors; evolving issues with respect to interpretation of coverage after major loss events; our ability to adequately model and price the effects of climate cycles and climate change; any intervening legislative or governmental action and changing judicial interpretation and judgments on insurers' liability to various risks; the risks related to litigation; the effectiveness of our risk management loss limitation methods, including our reinsurance purchasing; changes in the total industry losses, or our share of total industry losses, resulting from past events and, with respect to such events, our reliance on loss reports received from cedants and loss adjustors, our reliance on industry loss estimates and those generated by modeling techniques, changes in rulings on flood damage or other exclusions as a result of prevailing lawsuits and case law; the impact of one or more large losses from events other than natural catastrophes or by an unexpected accumulation of attritional losses and deterioration with loss estimates; the impact of acts of terrorism, acts of war and related legislation; any changes in our reinsurers' credit quality and the amount and timing of reinsurance recoverables; the continuing and uncertain impact of the current depressed lower growth economic environment in many of the countries in which we operate; our reliance on information and technology and third-party service providers for our operations and systems; the level of inflation in repair costs due to limited availability of labor and materials after catastrophes; a decline in our operating subsidiaries' ratings with S&P, A.M. Best or Moody's; the failure of our reinsurers, policyholders, brokers or other intermediaries to honor their payment obligations; our reliance on the assessment and pricing of individual risks by third parties; our dependence on a few brokers for a large portion of our revenues; the persistence of heightened financial risks, including excess sovereign debt, the banking system and the Eurozone crisis; changes in government regulations or tax laws in jurisdictions where we conduct business; changes in accounting principles or policies or in the application of such accounting principles or policies; increased counterparty risk due to the credit impairment of financial institutions; and Aspen or Aspen Bermuda Limited becoming subject to income taxes in the United States or the United Kingdom. For a more detailed description of these uncertainties and other factors, please see the "Risk Factors" section in Aspen's Annual Report on Form 10-K as filed with the U.S. Securities and Exchange Commission on February 20, 2014. Aspen undertakes no obligation to publicly update or revise any forward-looking statements, whether as a result of new information, future events or otherwise. Readers are cautioned not to place undue reliance on these forward-looking statements, which speak only as of the dates on which they are made.

The guidance in this presentation relating to Operating Return on Equity of 11% in 2015 is made as at February 5, 2015. The outlook for 2015 assumes normal loss experience, our current view of interest rates and our prospective view of the insurance rate environment. Our outlook in 2015 is necessarily subject to heightened sensitivity in relation to these assumptions which are likely to be the subject of future change, amendment, update and review, as necessary. For example, our assumptions for rising interest rates in 2015 are subject to and dependent upon the anticipated and actual monetary policy decisions taken by the central banks in the jurisdictions in which we operate. Our assumptions are also based on the retention of our senior underwriters and client relationships. In addition, the models underlying our normal loss experience assumptions will produce different illustrative loss patterns if the modeling assumptions are changed. Recent decreases in pricing in certain business lines, if sustained, are also expected to have an adverse effect on operating return on equity. This outlook is subject to change for many reasons, including unusual or unpredictable items, such as catastrophe losses, loss reserve development, investment results and other items.

In addition, any estimates relating to loss events involve the exercise of considerable judgment and reflect a combination of ground-up evaluations, information available to date from brokers and cedants, market intelligence, initial tentative loss reports and other sources. The actuarial range of reserves and management's best estimate represents a distribution from our internal capital model for reserving risk based on our then current state of knowledge and explicit and implicit assumptions relating to the incurred pattern of claims, the expected ultimate settlement amount, inflation and dependencies between lines of business. Due to the complexity of factors contributing to the losses and the preliminary nature of the information used to prepare these estimates, there can be no assurance that Aspen's ultimate losses will remain within the stated amount.



CONTENTS

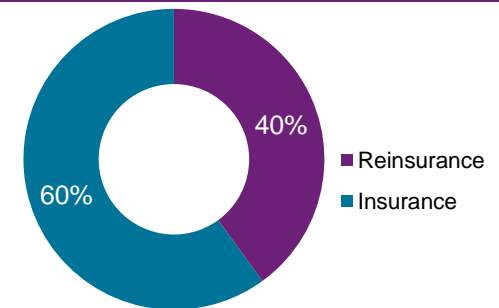
- Aspen Overview: Who We Are
- The Aspen Strategy for Creating Shareholder Value
 - Optimization of Business Portfolio: Tangible and Growing Financial Benefits
 - Capital Efficiency: Proactive Management of Capital
 - Enhancing Investment Return: Delivering Strong Investment Returns with High Quality Portfolio
- Conclusion: Focused on Shareholder Value
- Appendix



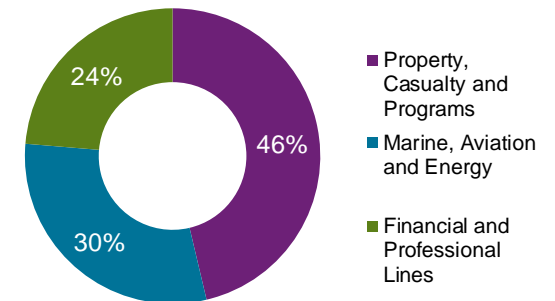
ASPEN OVERVIEW: WHO WE ARE

- Bermuda-domiciled specialty insurer and reinsurer
- \$2.9bn gross written premiums for the twelve months ended December 31, 2014⁽¹⁾
- Underwriting focused company with industry-leading underwriting expertise, risk aware and collaborative culture and team based decision making
- Long-term track record of shareholder value creation
- Clear strategy to create superior value through well-balanced business portfolio and capital efficiency
- Proven management team, disciplined risk management and balance sheet strength
 - Strong balance sheet with ratings of A / Stable (S&P), A2 / Stable (Moody's) and A / Stable (A.M. Best) for Aspen's operating subsidiaries

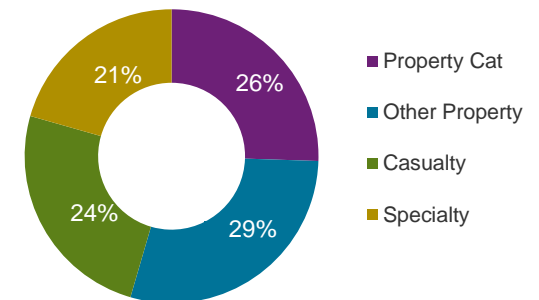
Q4 2014 LTM⁽¹⁾ COMPANY BUSINESS MIX



Q4 2014 LTM⁽¹⁾ INSURANCE BUSINESS LINES

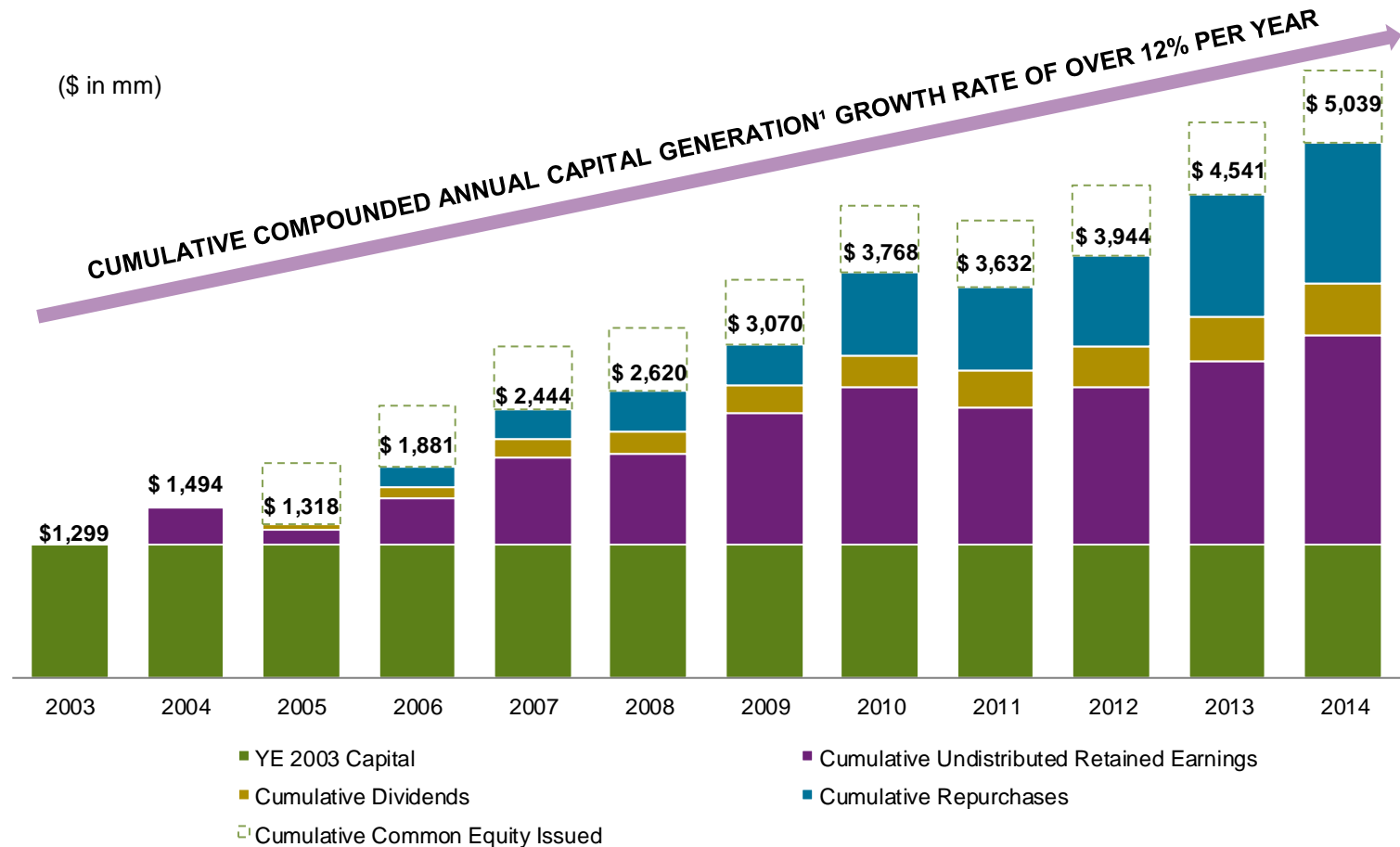


Q4 2014 LTM⁽¹⁾ REINSURANCE BUSINESS LINES





ASPEN'S FRANCHISE HAS GENERATED OVER \$3.7BN OF CAPITAL SINCE INCEPTION ...



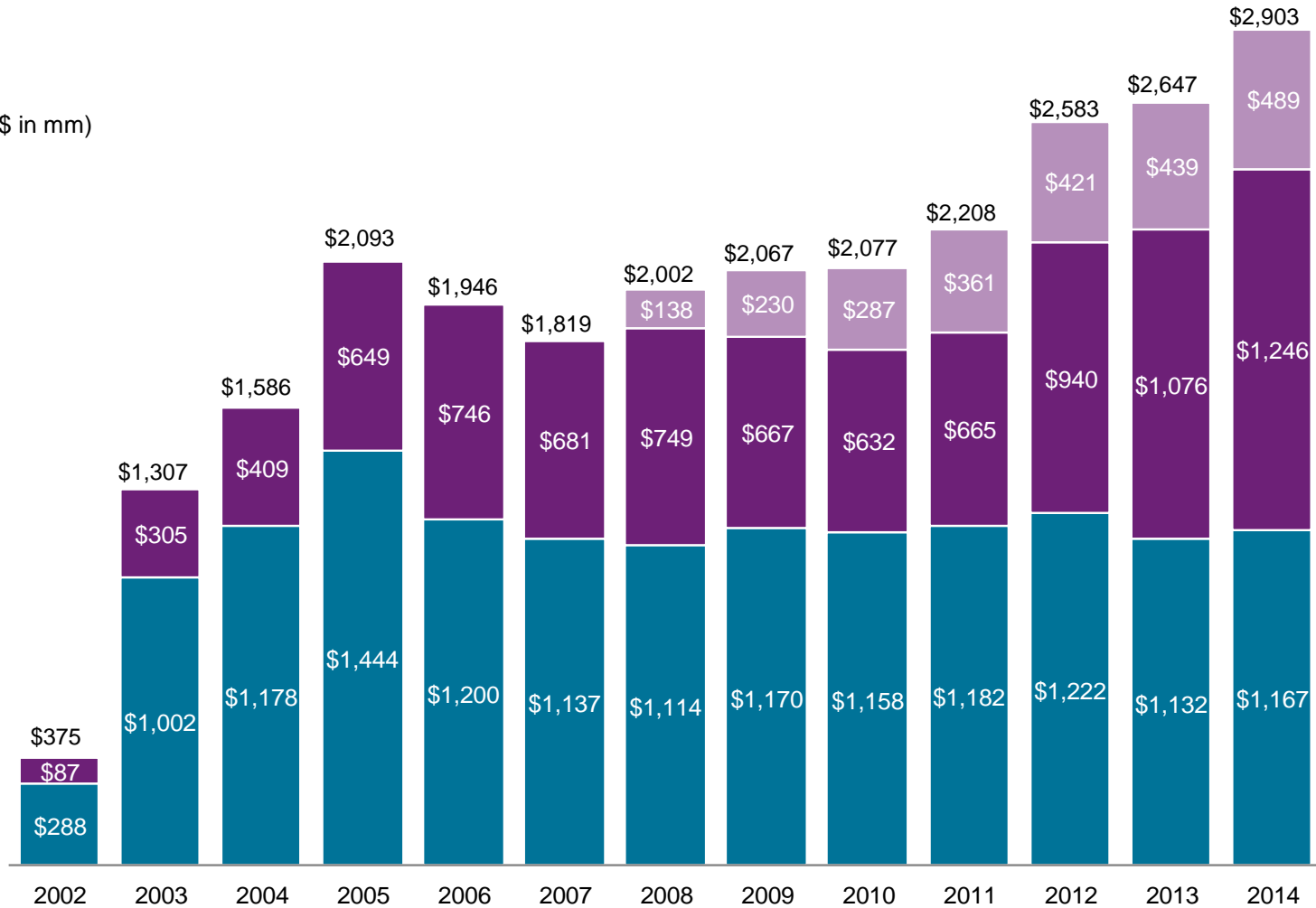
Note: Common Equity Issued is excluded from Cumulative Capital Generated and the Compounded Annual Growth Rate, comprised of the 12.1 million ordinary shares issued in the 2003 initial public offering; 25.9 million ordinary shares issued in 2005; ordinary shares issued upon exercise of investor options; and ordinary shares issued as part of employee incentive plans and to non-employee directors. From 2003 through 2014, the value of these issuances totaled \$950.0mm.

(1) Cumulative Capital Generated includes the following since YE 2003: Cumulative Undistributed Retained Earnings, Cumulative Dividends, and Cumulative Repurchases. It excludes Cumulative Common Equity Issued



... WHILE DEVELOPING AN INCREASINGLY DIVERSIFIED MIX OF BUSINESS

(GWP \$ in mm)





ASPEN'S STRATEGY FOR CREATING SHAREHOLDER VALUE:

Three levers to higher ROE

1. Optimization of business portfolio

- Reinsurance business is an established leader and is positioned for continued profitable growth
- U.S. Insurance business posting consistent underwriting profits; on track to achieve scale in 2015,
- Lloyd's is a key growth engine of a well-established International Insurance business
- Restructured ceded retrocession and reinsurance programs contributed net income improvement of more than \$25mm in 2014 and expected to contribute a further \$20mm in 2015⁽¹⁾

2. Capital efficiency

- \$491mm ordinary shares repurchased from January 1, 2013 through December 31, 2014
- New \$500mm share repurchase authorization approved February 2015

3. Enhancing investment returns

- Invested a further \$200mm in equities in 2013 and \$240mm in 2014
- 12.5% of the investment portfolio invested in risk assets at year end 2014

Expected Operating ROE of 11% in 2015⁽¹⁾



OPTIMIZATION OF BUSINESS PORTFOLIO: REINSURANCE BUSINESS HAS STRONG PROSPECTS

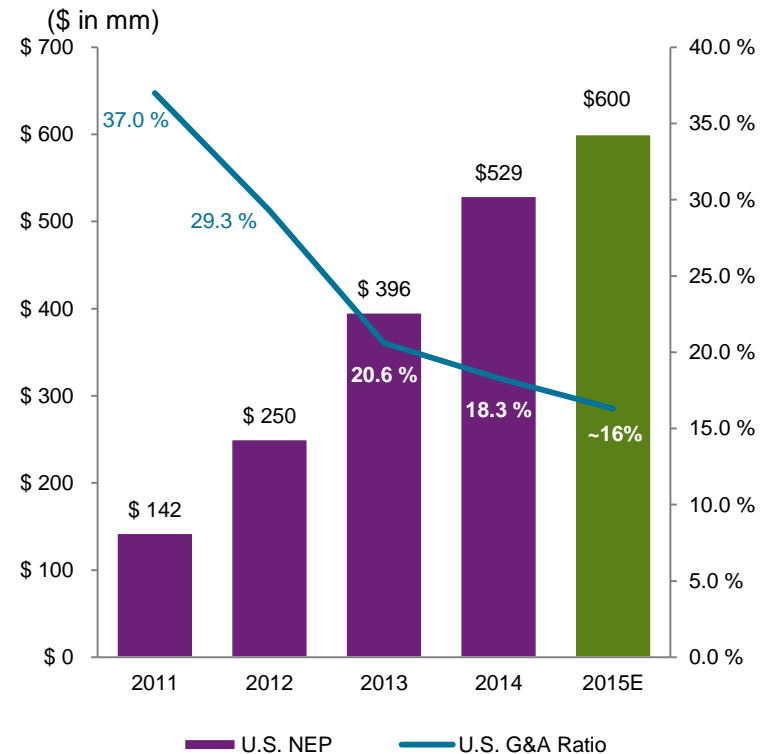
- Exceptional client relationships, reflecting consistent, seasoned management team that supports clients with a long term focus and continuity
- Diversified portfolio across four sub-segments: Property Catastrophe, Other Property, Casualty and Specialty
- Successful 2015 renewals affirm Aspen's strategy and broad reach in a difficult market
- Regional structure to meet increasing demand for local market solutions
- Significant growth prospects in emerging markets which accounted for 19% of Reinsurance premiums in 2014⁽¹⁾
- Utilizing multi-line capability and Aspen Capital Markets to leverage third-party capital

Strongest contributor to group ROE – expected to continue to generate a high level of profitability



OPTIMIZATION OF BUSINESS PORTFOLIO: U.S. SPECIALTY INSURANCE NICHE STRATEGY IS BEARING FRUIT

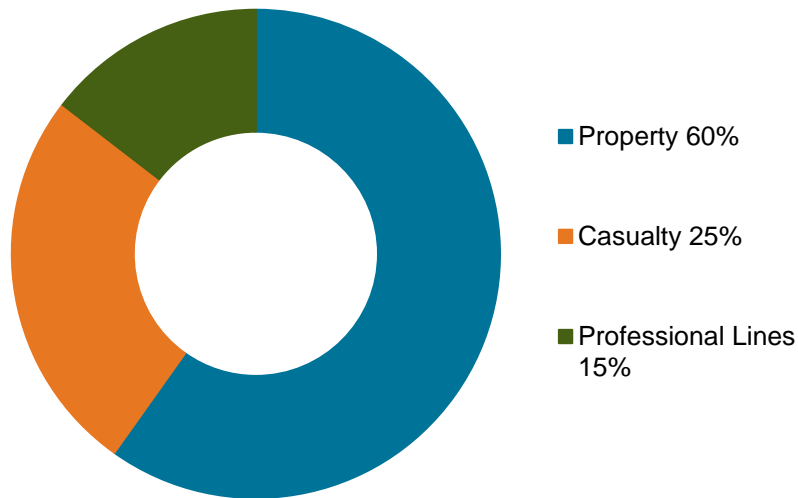
- Platform build-out largely complete after \$150mm investment since 2009⁽¹⁾
- Loss ratio of 58.4% for 2014
- Underwriting profit in every quarter of 2013 and 2014
- \$600mm of net earned premiums expected by the end of 2015 should drive ~16% G&A ratio⁽²⁾
- Over \$200mm of net operating losses carried forward; can be applied against future U.S. Insurance profits⁽³⁾



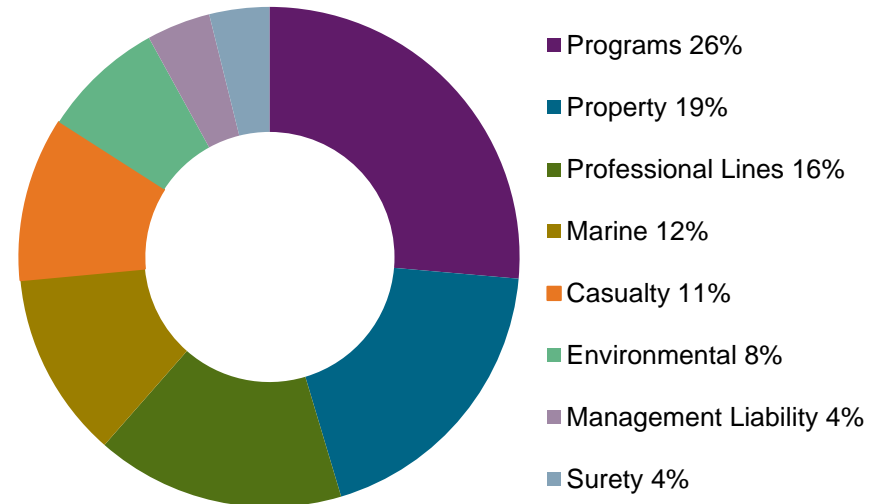


OPTIMIZATION OF BUSINESS PORTFOLIO: U.S. SPECIALTY INSURANCE NICHE STRATEGY HAS BUILT A DIVERSIFIED PORTFOLIO

Q4 2010 LTM U.S. INSURANCE TEAMS GWP: \$167mm⁽¹⁾



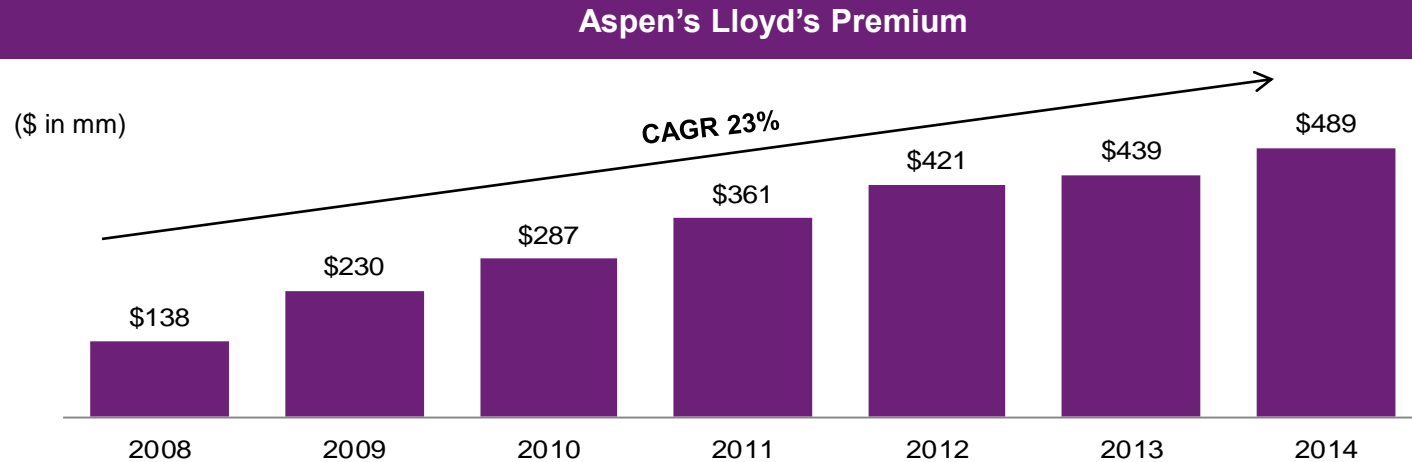
Q4 2014 LTM U.S. INSURANCE TEAMS GWP: \$780mm⁽¹⁾





OPTIMIZATION OF BUSINESS PORTFOLIO: LLOYD'S IS THE GROWTH ENGINE OF A WELL-ESTABLISHED INTERNATIONAL INSURANCE BUSINESS

- International Insurance teams generated over \$950mm of premiums in 2014, with pre-eminent positions in targeted markets and offerings across a diverse range of risks and geographies
- Lloyd's of London platform increasingly fundamental for first-tier commercial (re)insurers
 - Clients want access to Lloyd's global footprint
 - Significant barrier to entry for new applicants; any new Syndicate's business plan must be differentiated and accretive to Lloyd's franchise to gain entry



Well-established International Insurance platform, achieving strong contribution to ROE since inception



OPTIMIZATION OF BUSINESS PORTFOLIO: RESTRUCTURED CEDED RETROCESSION AND REINSURANCE PROGRAMS

INSURANCE: RESTRUCTURING REINSURANCE EXPECTED TO IMPROVE NET INCOME

- Restructuring of reinsurance purchasing and higher premium retention generated over approximately \$25 million incremental net income in 2014 and is expected to generate \$20mm in 2015 given normal loss expectancy⁽¹⁾

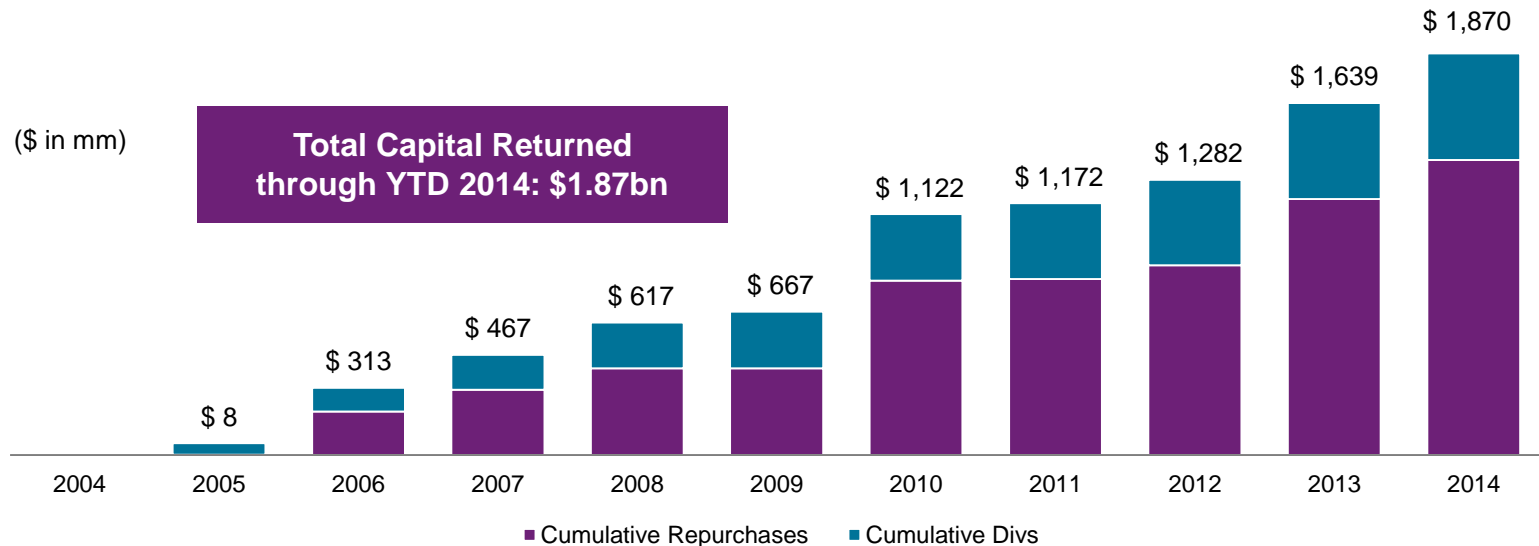
MORE THAN \$25 MILLION OF NET INCOME SAVINGS IN 2014; \$20 MILLION EXPECTED IN 2015

- Insurance teams, particularly in the U.S., have matured and have established favorable track records at Aspen, supporting an increased retention strategy
- Ratio of net written premium to gross written premium expected to increase by 2 percentage points in 2015
- G&A expense level not expected to change following restructuring of reinsurance purchasing



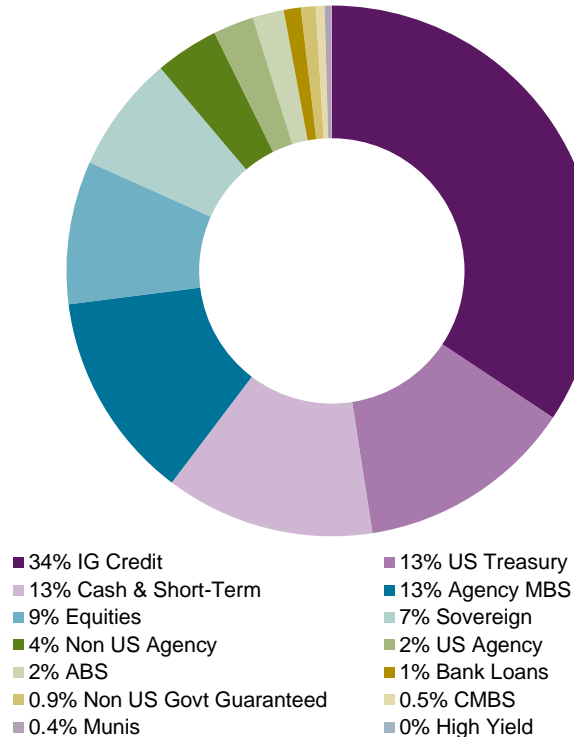
CAPITAL EFFICIENCY: SUSTAINED RECORD OF PROACTIVE MANAGEMENT OF CAPITAL

- Continued focus on responsible capital stewardship
 - Repurchased \$491mm of ordinary shares from January 1, 2013 through December 31, 2014
- Quarterly dividend increased 6% April 2013; increased 11% April 2014
- Returned a cumulative 73% of operating income to shareholders through YE2014 since inception



ENHANCING INVESTMENT RETURN

PORTFOLIO ALLOCATIONS December 31, 2014



100% = \$8.3 BILLION⁽¹⁾

- Stable investment income and total return through all market cycles
- Since 2011 have tactically built the risk asset portfolio and dynamically managed the positions.
- In 2014:
 - Invested an additional \$240mm in equities
 - Sold BB High Yield portfolio in May
 - At Q4 2014, 12.5% of the portfolio invested in risk assets (equities 9%, bank loans 1% and BBB emerging market debt 2.5%)



CONCLUSION: FOCUSED ON SHAREHOLDER VALUE

- Deep underwriting expertise and understanding of client needs and risks
- Executing plan to drive higher ROE and BVPS growth
 - Optimizing business portfolio to free up capital and improve risk-adjusted returns
 - Improving capital efficiency
 - Enhancing investment return within acceptable risk parameters
- Pursuing selective, profitable growth in exposures we know and understand, subject to market conditions
 - Diversified platform allows us to take advantage of areas where rates are improving
- Expected premium growth across diversified lines is projected to be greater than both growth in expenses and risk allocated capital which should equate to meaningful increased premium leverage

Expected Operating ROE of 11% in 2015⁽¹⁾

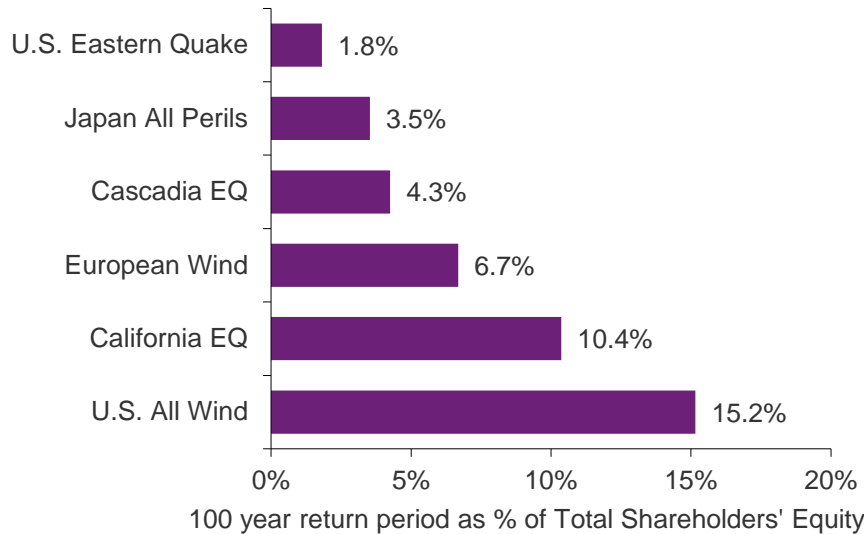


I APPENDIX



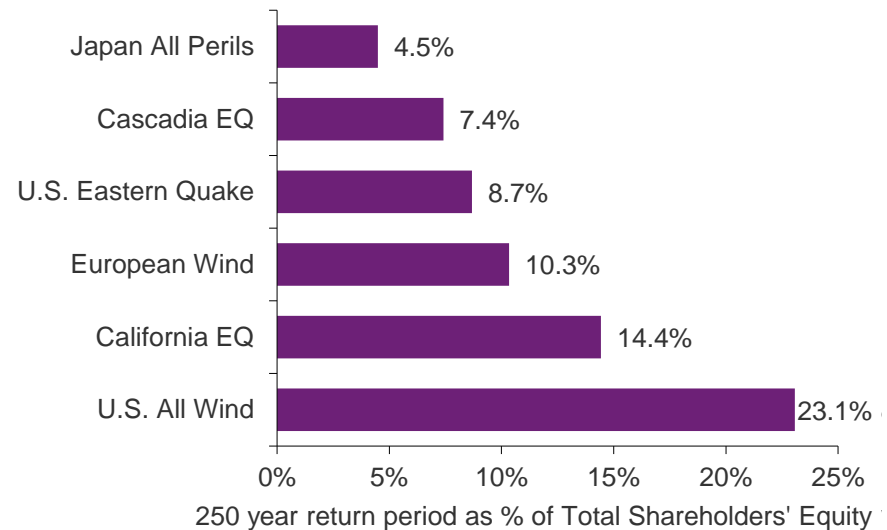
UNDERWRITING EXPERTISE: ASPEN'S NATURAL CATASTROPHE EXPOSURES IN MAJOR PERIL ZONES AS AT JANUARY 1, 2015

100 YEAR RETURN PERIOD AS % OF TOTAL SHAREHOLDERS' EQUITY



1 in 100 year tolerance:
17.5% of total shareholders' equity

250 YEAR RETURN PERIOD AS % OF TOTAL SHAREHOLDERS' EQUITY



1 in 250 year tolerance:
25.0% of total shareholders' equity

Based on Shareholders' equity of \$3,418.8 million (excluding non-controlling interest) at December 31, 2014. The estimates reflect Aspen's own view of the modelled maximum losses ("PMLs") at the return periods shown which include input from various fourth party vendor models and our own proprietary adjustments to these models. Catastrophe loss experience may materially differ from the modelled PMLs due to limitations in one or more of the models or uncertainties in the application of policy terms and limits.

INVESTOR PRESENTATION FOURTH QUARTER 2014

Aspen Insurance Holdings Limited

